

# CHALKBOARDS

## TRADITIONAL SERIES



The TRADITIONAL SERIES features a satin finish and a 3/4" wide aluminum frame with a standard blade-type chalktray. 1/2" core material is standard.

## SURFACES

SURFACE CHARACTERISTICS	Erasability & Writability	☆☆☆	☆☆☆☆☆
	Visibility & Contrast	☆☆☆	☆☆☆☆☆
	Easy Care & Cleaning	☆☆☆	☆☆☆☆☆
	Scratch Resistant	☆☆☆	☆☆☆☆☆
	Magnetic Surface	★	☆☆☆☆☆
	Stain Resistant		☆☆☆☆☆

BASE PART NO.	SIZE (H x W)	SURFACE OPTIONS	GOOD (6) PAINTED HARDBOARD 1 YEAR WARRANTY		BEST (2) P <sup>3</sup> ceramicsteel SURFACE FOREVER WARRANTY	
			WEIGHT	PRICE	WEIGHT	PRICE
P_11011-032	2' x 3'	6, 2	10 LBS.	\$ 42.00	20 LBS.	\$ 95.00
P_11011-034	3' x 4'	6, 2	22 LBS.	\$ 56.00	40 LBS.	\$ 176.00
P_11011-044	4' x 4'	6, 2	30 LBS.	\$ 80.00	55 LBS.	\$ 206.00
P_11011-064	4' x 6'	6, 2	45 LBS.	\$ 114.00	80 LBS.	\$ 272.00
P_11011-084	4' x 8'	6, 2	60 LBS.	\$ 156.00	100 LBS.	\$ 338.00
P_11011-104	4' x 10'	6, 2	N/A	N/A	130 LBS.	\$ 420.00
P_11011-124	4' x 12'	6, 2	N/A	N/A	160 LBS.	\$ 496.00
P_11011-164	4' x 16'	6, 2	N/A	N/A	200 LBS.	\$ 658.00



Blade-Type Chalktray

CHALKBOARD SURFACE COLOR IS GREEN ONLY. CALL 866.765.9228 FOR ADDITIONAL COLOR OPTIONS.




SEE PG. 19 FOR CHALK, ERASERS, AND OTHER ACCESSORIES.

**MAP RAIL INCLUDED**

**BEST SELLER**

## TRADITIONAL PLUS SERIES




The TRADITIONAL PLUS SERIES features a satin finish and a 1-1/4" wide aluminum frame. 1/2" core material is standard.

Good boards come with a standard blade-type chalktray. Best boards come with a deluxe box chalktray.

## SURFACES


SURFACE CHARACTERISTICS	Erasability & Writability	☆☆☆	☆☆☆☆☆
	Visibility & Contrast	☆☆☆	☆☆☆☆☆
	Easy Care & Cleaning	☆☆☆	☆☆☆☆☆
	Scratch Resistant	☆☆☆	☆☆☆☆☆
	Magnetic Surface	★	☆☆☆☆☆
	Stain Resistant		☆☆☆☆☆

BASE PART NO.	SIZE (H x W)	SURFACE OPTIONS	GOOD (6) PAINTED HARDBOARD 1 YEAR WARRANTY		BEST (2) P <sup>3</sup> ceramicsteel SURFACE FOREVER WARRANTY	
			WEIGHT	PRICE	WEIGHT	PRICE
P_55511-034	3' x 4'	6, 2	22 LBS.	\$ 80.00	40 LBS.	\$ 208.00
P_55511-044	4' x 4'	6, 2	30 LBS.	\$ 100.00	55 LBS.	\$ 239.00
P_55511-064	4' x 6'	6, 2	45 LBS.	\$ 140.00	80 LBS.	\$ 319.00
P_55511-084	4' x 8'	6, 2	60 LBS.	\$ 190.00	100 LBS.	\$ 403.00
P_55511-104	4' x 10'	6, 2	N/A	N/A	130 LBS.	\$ 490.00
P_55511-124	4' x 12'	6, 2	N/A	N/A	160 LBS.	\$ 570.00
P_55511-164	4' x 16'	6, 2	N/A	N/A	200 LBS.	\$ 741.00



Best Board Deluxe Box Chalktray

CHALKBOARD SURFACE COLOR IS GREEN ONLY. CALL 866.765.9228 FOR ADDITIONAL COLOR OPTIONS.



SEE PG. 19 FOR MAP RAIL ACCESSORIES.

**BEST BOARD AS LOW AS \$208.00**

**BEST SELLER**

### HOW TO ORDER TRADITIONAL AND TRADITIONAL PLUS SERIES CHALKBOARDS

<b>STEP 1:</b> Select a Series (frame style). i.e. TRADITIONAL PLUS	<b>STEP 2:</b> Select a Size and the corresponding Base Part Number. i.e. 3' x 4' P_55511-034	<b>STEP 3:</b> Select a Surface: Good (6), Best (2). i.e. GOOD (6)	<b>STEP 4:</b> Add the Surface Code Number in the space provided directly after the "P", to the Base Part Number selected in Step 2. i.e. P655511-034
--	---	---	--



SEE INSIDE COVER FOR ADDITIONAL DETAILS.