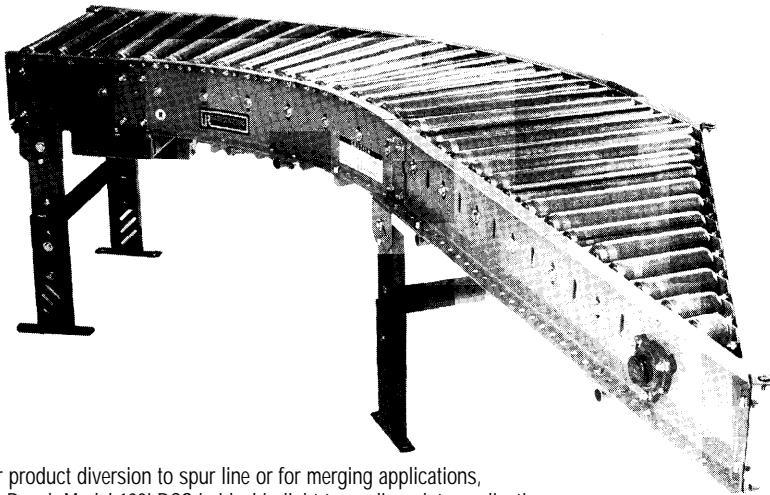


MODEL 1 38LRCS

LIGHT DUTY BELT DRIVEN LIVE ROLLER CURVE SPUR



For product diversion to spur line or for merging applications, the Roach Model 138LRCS is ideal in light to medium duty applications.

| UNIT | | 45°/45° | 60°/30° |
|------|-----|---------------|---------------|
| BF | OAW | WEIGHT (LBS.) | WEIGHT (LBS.) |
| 10" | 13" | 384 | 393 |
| 16" | 19" | 453 | 492 |
| 22" | 25" | 528 | 588 |

NOTE: Curve inside radius is 2' - 8 1/2"

SPECIFICATIONS

TREAD ROLLERS: 1.9" dia. to 1-3/8" dia. x 16 ga. tapered rollers, 1-3/8" dia. x 18 ga. straight tangent

PRESSURE SHEAVES: Provides drive belt pressure to upper tread rollers.

BELT: "B" section V-belt.

TAKE-UP: Screw type adjustable sheave with flat idler sheaves provided to maintain belt tension.

TANGENTS: 12" opposite spur end on 60°/30° unit; 18" opposite spur end on 45°/45° unit.

BEARINGS: End shafts are supported by precision, heavy duty, lubricated, ball bearing units with cast iron housings.

BED: 6" x 1-1/2" x 12 ga. formed steel channel frame.

BELT SPEED: 60 FPM, constant.

FLOOR SUPPORTS: Adjustable 30"-42" TOR. Supports can be lagged to floor.

ROLLER CHAIN: Drive shaft is driven by No. 50 chain.

MOTOR DRIVE: 1/3 HP, 230/460/3, 60 cycle, ODP right angle gear motor, located under tangent straight section bed.

DIRECTION OF FLOW: Specify right to left or left to right.

CAPACITY: 300 lb. total distributed live load.

OPTIONAL EQUIPMENT

GUARD RAILS: 1-3/4" x 1" formed channel, adjusts horizontally to 8" wider than roller and vertically to 6" above roller.

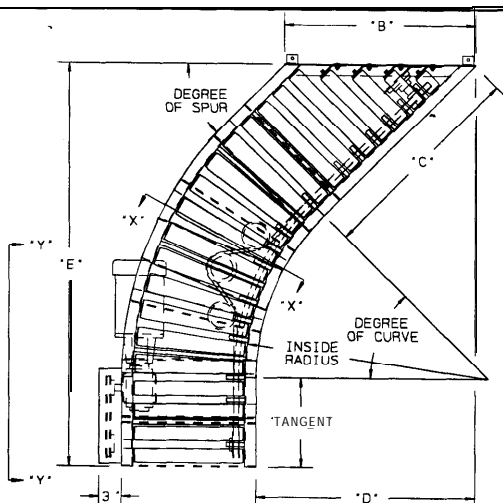
FLOOR SUPPORTS: Other height supports available, adjustable or fixed. Castered supports and ceiling hangers also available.

TANGENT: Other length tangent available up to 3'-0"

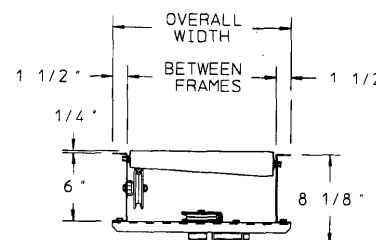
BELT SPEED: FPM constant speed (specify). Other constant or variable speeds available.

MOTORS: Available through 2 HP with characteristics such as totally enclosed, single phase, etc.

Indoff Distributor 860632-2026



| HP @ 60 FPM | REDUCER |
|-------------|-----------------|
| 1/3, 1/2 | RDW13120-02, 03 |
| 3/4 | RDW13340-02, 03 |
| 1 | RDW13150-01, 04 |
| 1-1/2 | RDW13150-02, 03 |
| 2 | RDW13200-02, 03 |



3 week shipment